


Program Highlights

Key Facts and Figures

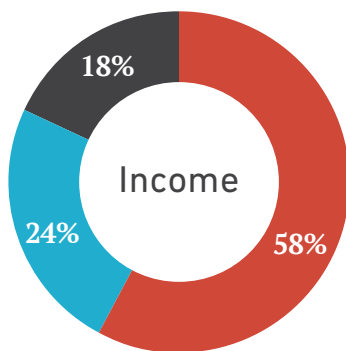


Over **\$2 billion** in rent and utility assistance paid to more than **310,000** Texas households impacted by the COVID-19 pandemic to keep their housing

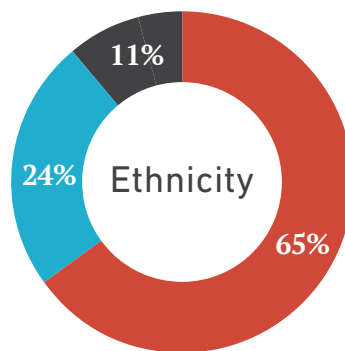
 **249** out of **254** counties served - a **98%** reach of the vast Texas territory

DEMOGRAPHIC INFORMATION

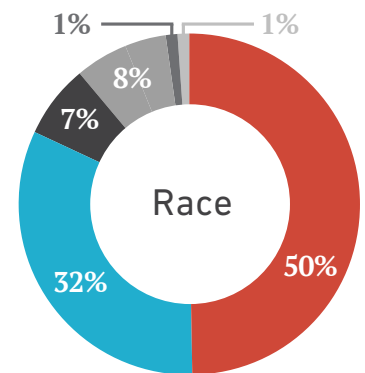
More than **82%** of households served were at or below 50% of their area median income.



■ Extremely Low Income - Below 30% Area Median Income
■ Very Low Income - 30-50% Area Median Income
■ Low Income - 50-80% Area Median Income



■ Non-Hispanic or Latino
■ Hispanic or Latino
■ Not Provided



■ Black or African American
■ White
■ Other Multi-Racial
■ Not Provided
■ American Indian or Alaska Native
■ Asian
■ Native Hawaiian or Other Pacific Islander

EVICTION DIVERSION



Through the Texas Eviction Diversion Program partnership with the courts, more than **21,000** applicants received more than **\$200 million** in assistance and had their evictions stopped and made confidential from their records.



Historic **\$40 million** for legal services to keep Texans housed and prevent homelessness. So far, **11,097 households** have received free legal assistance, including representation in eviction court, legal counsel and mediation services.

Updated May 17, 2022

OUTREACH



More than 380,000 bilingual (English/Spanish) postcards mailed to low-income renters statewide and **nearly 500,000 flyers and doorhangers** distributed to community partners in five different languages.



TexasRentRelief.com had more than **3 million users** and **16 million pageviews**, including views of content in Spanish, Korean, Vietnamese and Chinese.